


SignWriting

Sign Languages Are Written Languages!



American Sign Language Hand Symbols

by
Adam Frost and Valerie Sutton

SignWriting

Sign Languages Are Written Languages!

American Sign Language Hand Symbols

by
Adam Frost & Valerie Sutton

ISBN: 978-0-914336-82-2
First Edition

Copyright © 2013
Center for Sutton Movement Writing, Inc.
All Rights Reserved

**The SignWriting System was first
invented by Valerie Sutton in 1974.**

**This book documents the hand symbols used
in American Sign Language (ASL) based on
the International SignWriting Alphabet 2010
by Valerie Sutton**

**All photos are photographed
by Adam Frost.
All photos are of Adam's own hands!**

All symbols were enlarged and
graphically perfected by Adam Frost.

The ISWA 2008 and 2010 are two symbolsets
made possible by the encouragement and
software development of Stephen E. Slevinski, Jr

This manual is posted on the web:
SignWriting Lessons Books
<http://www.SignWriting.org/lessons/books>

All symbols in the
International SignWriting Alphabet are free
to use under the SIL OFL Open Font License.



Published by
The SignWriting Press
<http://www.SignWriting.org/shop>

Deaf Action Committee for SignWriting
<http://www.SignWriting.org/deaf>

Center for Sutton Movement Writing, Inc.
an educational 501c3 non-profit organization
Box 517 • La Jolla • CA • 92038-0517 • USA
858-456-0098 • SignWriting.org • SignBank.org

ASL Hand Symbols

by
Adam Frost & Valerie Sutton



All hand photos are photographed by Adam Frost.
All hand photos are of Adam's own hands.
All symbols were enlarged and graphically perfected by Adam too!



This book uses some of the hand symbols of the
International SignWriting Alphabet 2010
by Valerie Sutton

Table of Contents

Ten Hand Symbol Groups	01
Expressive Front View	02
Expressive Top View	03
Hands Relate to Center	04
Wall Plane & Floor Plane	05
Hands Pointing to the Side	06
Chapter 1: Group 1: Index	07
01-01-001Index.....	08
01-01-002Index on Circle	09
01-01-006Index on Angle.....	10
01-01-007Index Bent	11
01-01-011Index Cup	12
Chapter 2: Group 2: Index Middle	13
01-02-001Index Middle	14
01-02-003Index Middle Bent.....	15
01-02-008Index Middle Unit.....	16
01-02-011Index Middle Unit, Cup	17
01-02-012Index Middle Unit, Hinge	18
01-02-013Index Middle Cross.....	19
Finger Direction Is Meaningful.....	20
Chapter 3: Group 3: Index Middle Thumb	21
01-03-001Index Middle Thumb.....	22
01-03-004Index Middle Bent, Thumb Straight	23
01-03-005Index Middle Thumb Bent	24
01-03-007Index Up, Middle Hinge, Thumb Side.....	25
01-03-011Index Middle Thumb Cup	26
01-03-012Index Middle Thumb Circle.....	27
01-03-016Index Middle Unit, Thumb Side	28
01-03-021Index Middle Unit Hinge, Thumb Side.....	29
01-03-022Index Middle Cross, Thumb Side	30
01-03-027Middle Thumb Circle, Index Up	31
01-03-034Index Middle Thumb, Angle	32
01-03-035Middle Thumb Angle Out, Index Up	33
Finger Direction Is Meaningful.....	34
Chapter 4: Group 4: Four Fingers	35
01-04-001Four Fingers Spread	36
01-04-002Four Fingers Spread Bent.....	37
01-04-004Four Fingers Unit.....	38
001-04-007Four Fingers Unit Bent	39
Finger Direction Is Meaningful.....	40
Chapter 5: Group 5: Five Fingers.....	41
01-05-001Five Fingers Spread	42
01-05-002Five Fingers Spread Heel.....	43
01-05-003Five Fingers Spread, Four Bent	44
01-05-004Five Fingers Spread, Four Bent Heel.....	45
01-05-005Five Fingers Spread Bent.....	46
01-05-006Five Fingers Spread Bent Heel	47
01-05-008Five Fingers Spread Cup	48
01-05-009Five Fingers Spread Cup Open.....	49
01-05-012Five Fingers Spread Hinge.....	50

01-05-015 Flat Hand	51
01-05-017 Flat Heel	52
01-05-018 Flat, Thumb Side	53
01-05-019 Flat, Thumb Side Heel.....	54
01-05-034 Cup.....	55
01-05-036 Cup, Thumb Side	56
01-05-038 Cup, No Thumb	57
01-05-043 Circle	58
01-05-050 Hinge	59
01-05-053 Hinge, Thumb Side.....	60
01-05-055 Hinge, No Thumb	61
01-05-058 Angle	62

Chapter 6: Group 6: Baby Finger.....63

01-06-001 Index Middle Ring.....	64
01-06-002 Index Middle Ring on Circle	65
01-06-006 Index Middle Ring, Bent	66
01-06-007 Index Middle Ring, Unit	67
01-06-008 Index Middle Ring, Unit Hinge.....	68
01-06-013 Baby Up.....	69
01-06-021 Baby Thumb	70
01-06-022 Baby Thumb on Hinge.....	71
01-06-023 Baby Index Thumb	72
01-06-024 Baby Index Thumb on Hinge.....	73
01-06-027 Baby Index	74

Chapter 7: Group 7: Ring Finger.....75

01-07-002 Index Middle Baby on Circle.....	76
-----------	--	----

Chapter 8: Group 8: Middle Finger**77**

01-08-002 Index Ring Baby on Circle.....	78
01-08-010 Index Ring Baby on Angle	79
01-08-012 Middle Hinge	80

Chapter 9: Group 9: Index Thumb**81**

01-09-002 Middle Ring Baby on Circle	82
01-09-008 Middle Ring Baby on Angle	83
01-09-016 Index Thumb Side	84
01-09-020 Index Thumb Side, Thumb Bent.....	85
01-09-021 Index Thumb Side, Index Bent	86
01-09-026 Index Thumb Hook	87
01-09-030 Index Thumb Curve, Thumb Under	88
01-09-031 Index Thumb Circle	89
01-09-032 Index Thumb Cup.....	90
01-09-033 Index Thumb Cup Open	91
01-09-036 Index Thumb Hinge Large.....	92
01-09-037 Index Thumb Hinge	93
01-09-040 Index Thumb Angle	94

Chapter 10: Group 10: Thumb.....95

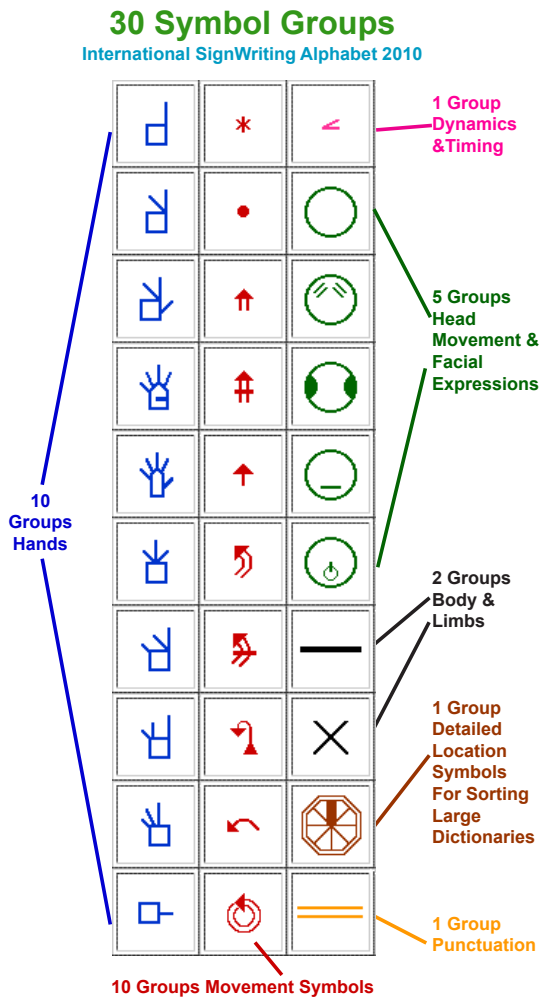
01-10-001 Thumb	96
01-10-002 Thumb Heel.....	97
01-10-003 Thumb Side Diagonal.....	98
01-10-005 Thumb Side Bent.....	99
01-10-007 Thumb Between Index Middle.....	100
01-10-015 Fist.....	101
01-10-016 Fist Heel	102

Chapter 11: Heel of Hand or Traditional Top View?103
 Flat Hand, Heel of Hand or Top View104
 Five Hand Straight & Bent, Heel of Hand or Top View105
 Fist, Heel of Hand or Top View106

Chapter 12: Instruction, Exceptions & Sign Examples107
 Two Ways to Write Thumb Towards Reader108
 Rootshapes & Action Fingers109
 Action Fingers Directed Toward The Face & Body110
 Sign Examples111
 Action Fingers Directed Up112
 Sign Examples113
 Action Fingers Directed Out, Away From The Body114

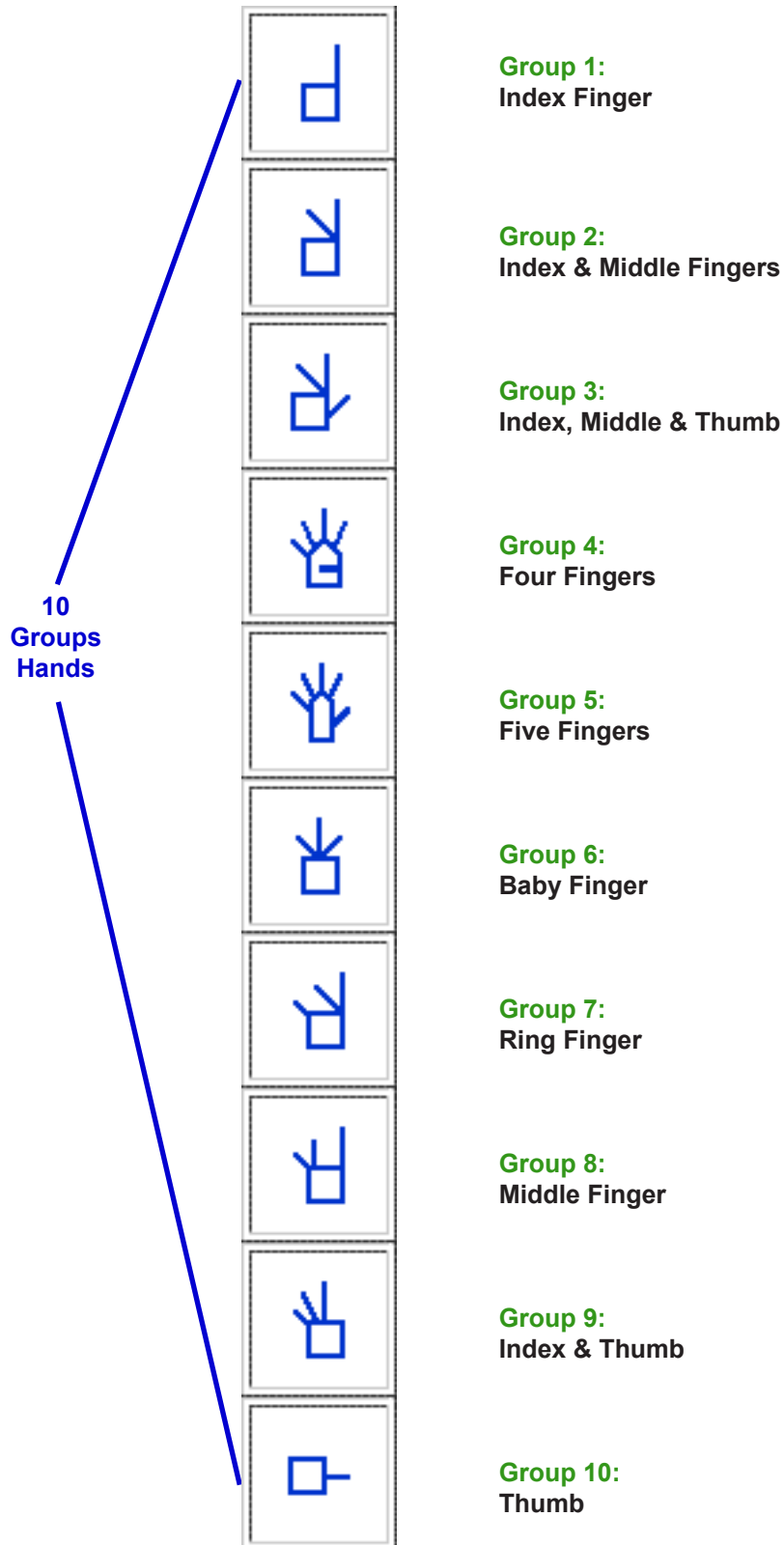
About The Authors115

Visit
SignPuddle Online
signbank.org/signpuddle



10 Hand Symbol Groups

in the International SignWriting Alphabet 2010



Expressive Front View

Signs are written from the signer's expressive viewpoint. Imagine standing BEHIND the signer, copying what the signer does and feels.



Palm of Hand

The palm of the hand is written with a white or hollow symbol.

Front View Parallel with Wall Plane

The hand is parallel to the Front Wall. The white symbol shows that the palm faces towards your body, towards the reader.



Side of Hand

The side of the hand is written with a symbol that is half-white and half-dark. The half-white section shows the direction of the palm. The half-dark section represents the back of the hand.

Front View Parallel with Wall Plane

The hand is parallel to the Front Wall. The thumb of the hand faces towards your body.



Back of Hand

The back of the hand is written with a black or filled-in symbol.

Front View Parallel with Wall Plane

The hand is parallel to the Front Wall. The black symbol shows that the back of the hand faces towards your body.

Expressive Top View

Signs are written from the signer's expressive viewpoint. Imagine looking down on the position of the signer, from a bird's eye view.



Palm of Hand

Top View Parallel with Floor Plane

The hand is parallel to the floor. You are looking down at your palm from overhead. The white symbol has a space at the knuckle joint representing the Horizon Line. A hand symbol with the Horizon Line crossing over the knuckles means the hand is "parallel with the floor" read from the Top View.



Side of Hand

Top View Parallel with Floor Plane

The hand is parallel to the floor. You are looking down at the side of your hand (your thumb) from overhead. The hand symbol has a space at the knuckle joint representing the Horizon Line. A hand symbol with the Horizon Line crossing over the knuckles means the hand is "parallel with the floor" read from the Top View.



Back of Hand

Top View Parallel with Floor Plane

The hand is parallel to the floor. You are looking down at the back of your hand from overhead. The hand symbol has a space at the knuckle joint, representing the Horizon Line. A hand symbol with the Horizon Line crossing over the knuckles means the hand is "parallel with the floor" read from the Top View.


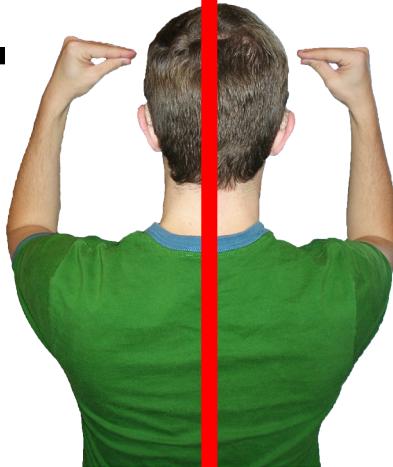



Hands Relate to Center

In the International SignWriting Alphabet, all hand symbols are designed to relate to the Center of the Body. Imagine a Center Line going down the center of your body. The **Majority of Action Fingers** are directed towards the center. Left hands are written to the left of the Center Line. Right hands are written to the right of the Center Line.

Left Hand

Right Hand




The Wall Plane

Hand symbols parallel to the Front Wall look the same whether they are far from the chest, close to or touching the chest, or behind the body. You can FEEL the position of the palm facing. It remains the same symbol no matter how close or far it is.




The Floor Plane

Hand symbols parallel to the Floor look the same whether they are high above the head, in the middle in front of your chest, or low at hip level. You can FEEL the position of the palm facing. It remains the same symbol no matter how high or low it is.



Hands Pointing to the Side

Hand symbols with the fingers pointing to the side can be written from the Front View, parallel to the Front Wall Plane, or from the Top View, parallel to the Floor Plane. Both symbols are correct, since side-to-side can be seen from the Front View or the Top View. Choose to write the simpler symbols seen from the Front View, parallel to the Front Wall, since they are less complicated for quick reading:



Choose the Front View

The Front View writes the palm of the hand with a white or hollow symbol.

Front View Is Easier to Read

When the fingers point to the side wall, it is best to write the symbol parallel to the Front Wall because the symbol is easier to read.



Top View Is Correct but...

The Top View of the hand is written with a half-white half-dark symbol with the Horizon Line across the knuckles.

Top View Is Harder to Read

When the fingers point to the side wall, it is correct to write the symbol parallel to the Floor, but it is harder to read and therefore not recommended.



Chapter 1



Group 1: Index


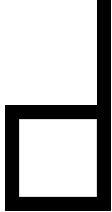










All Hands With One Action Finger:

The Index Finger






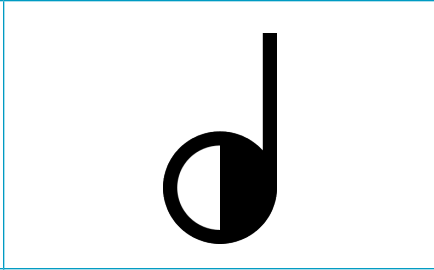





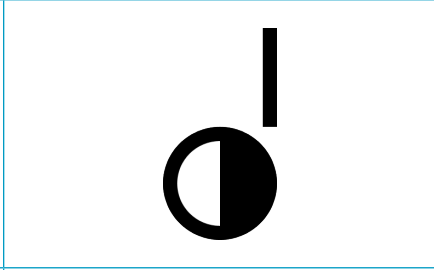

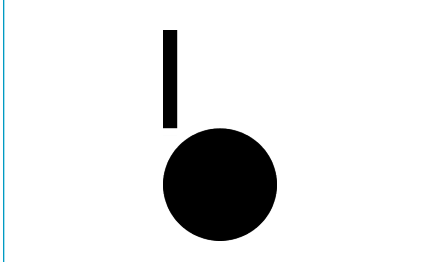
Index

01-01-001

		Palm of Hand Front View Parallel Wall Plane
		Side of Hand Front View Parallel Wall Plane
		Back of Hand Front View Parallel Wall Plane
		Palm of Hand Top View Parallel Floor Plane
		Side of Hand Top View Parallel Floor Plane
		Back of Hand Top View Parallel Floor Plane

Index on Circle


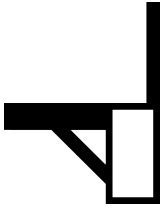

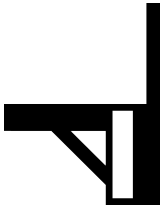



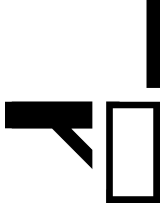




01-01-002

		Palm of Hand Front View Parallel Wall Plane
		Side of Hand Front View Parallel Wall Plane
		Back of Hand Front View Parallel Wall Plane
		Palm of Hand Top View Parallel Floor Plane
		Side of Hand Top View Parallel Floor Plane
		Back of Hand Top View Parallel Floor Plane















Index on Angle

01-01-006

		<p>Palm of Hand Front View Parallel Wall Plane</p>
		<p>Side of Hand Front View Parallel Wall Plane</p>
		<p>Back of Hand Front View Parallel Wall Plane</p>
		<p>Palm of Hand Top View Parallel Floor Plane</p>
		<p>Side of Hand Top View Parallel Floor Plane</p>
		<p>Back of Hand Top View Parallel Floor Plane</p>

Index Bent













01-01-007

		Palm of Hand Front View Parallel Wall Plane
		Side of Hand Front View Parallel Wall Plane
		Back of Hand Front View Parallel Wall Plane
		Palm of Hand Top View Parallel Floor Plane
		Side of Hand Top View Parallel Floor Plane
		Back of Hand Top View Parallel Floor Plane



Index Cup

01-01-011

		<p>Palm of Hand Front View Parallel Wall Plane</p>
		<p>Side of Hand Front View Parallel Wall Plane</p>
		<p>Back of Hand Front View Parallel Wall Plane</p>
		<p>Palm of Hand Top View Parallel Floor Plane</p>
		<p>Side of Hand Top View Parallel Floor Plane</p>
		<p>Back of Hand Top View Parallel Floor Plane</p>



Chapter 2




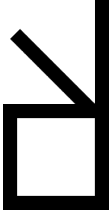










Group 2: Index Middle

All Hands With Two Action Fingers:
Index Finger & Middle Finger



Index Middle













01-02-001

		<p>Palm of Hand Front View Parallel Wall Plane</p>
		<p>Side of Hand Front View Parallel Wall Plane</p>
		<p>Back of Hand Front View Parallel Wall Plane</p>
		<p>Palm of Hand Top View Parallel Floor Plane</p>
		<p>Side of Hand Top View Parallel Floor Plane</p>
		<p>Back of Hand Top View Parallel Floor Plane</p>



Index Middle Bent


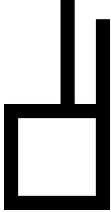





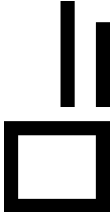




01-02-003

		<p>Palm of Hand Front View Parallel Wall Plane</p>
		<p>Side of Hand Front View Parallel Wall Plane</p>
		<p>Back of Hand Front View Parallel Wall Plane</p>
		<p>Palm of Hand Top View Parallel Floor Plane</p>
		<p>Side of Hand Top View Parallel Floor Plane</p>
		<p>Back of Hand Top View Parallel Floor Plane</p>




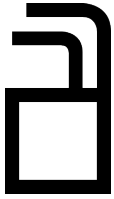



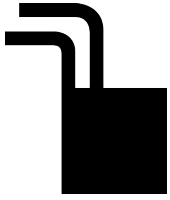

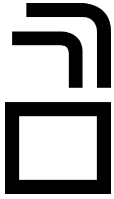



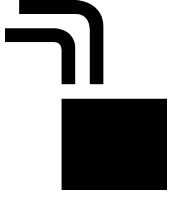
Index Middle Unit

01-02-008

		Palm of Hand Front View Parallel Wall Plane
		Side of Hand Front View Parallel Wall Plane
		Back of Hand Front View Parallel Wall Plane
		Palm of Hand Top View Parallel Floor Plane
		Side of Hand Top View Parallel Floor Plane
		Back of Hand Top View Parallel Floor Plane

Index Middle Unit, Cup













01-02-011

		<p>Palm of Hand Front View Parallel Wall Plane</p>
		<p>Side of Hand Front View Parallel Wall Plane</p>
		<p>Back of Hand Front View Parallel Wall Plane</p>
		<p>Palm of Hand Top View Parallel Floor Plane</p>
		<p>Side of Hand Top View Parallel Floor Plane</p>
		<p>Back of Hand Top View Parallel Floor Plane</p>




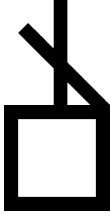

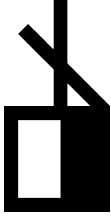








Index Middle Unit, Hinge

01-02-012

		<p>Palm of Hand Front View Parallel Wall Plane</p>
		<p>Side of Hand Front View Parallel Wall Plane</p>
		<p>Back of Hand Front View Parallel Wall Plane</p>
		<p>Palm of Hand Top View Parallel Floor Plane</p>
		<p>Side of Hand Top View Parallel Floor Plane</p>
		<p>Back of Hand Top View Parallel Floor Plane</p>

Index Middle Cross













01-02-013

		<p>Palm of Hand Front View Parallel Wall Plane</p>
		<p>Side of Hand Front View Parallel Wall Plane</p>
		<p>Back of Hand Front View Parallel Wall Plane</p>
		<p>Palm of Hand Top View Parallel Floor Plane</p>
		<p>Side of Hand Top View Parallel Floor Plane</p>
		<p>Back of Hand Top View Parallel Floor Plane</p>



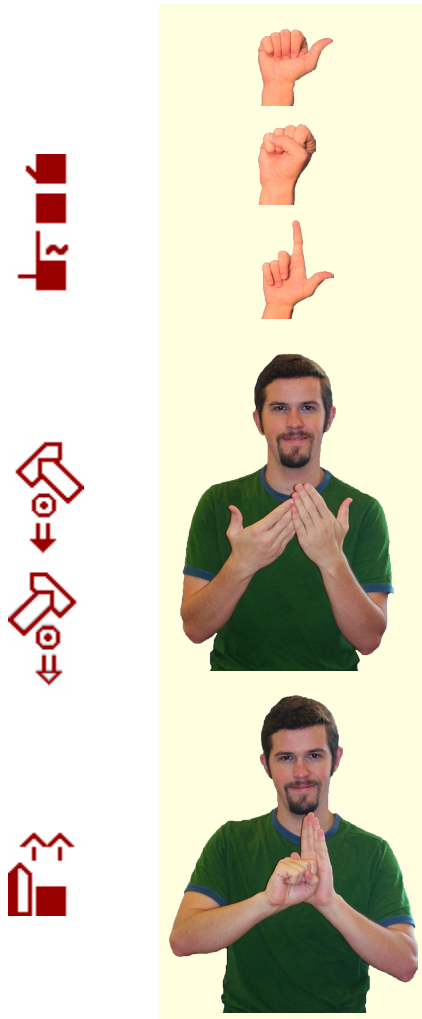
Finger Direction Is Meaningful

Two ways to write the same position: The Top View of the Back of the Hand can be written at a slant. Some writers feel this looks more like real life, because the fingers are directed down.

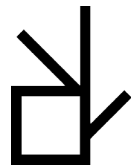
		
		
		
		

OR

both angles are correct



Chapter 3




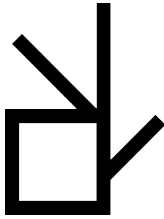

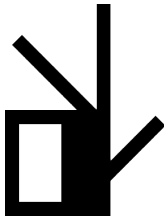

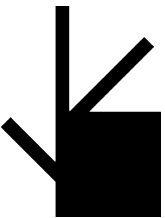

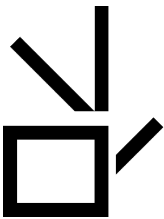

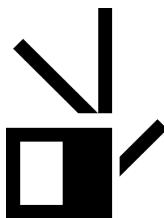

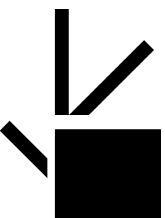
Group 3: Index Middle Thumb

All Hands With Three Action Fingers:
Index Finger, Middle Finger & Thumb




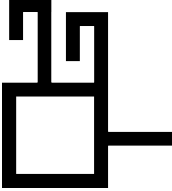

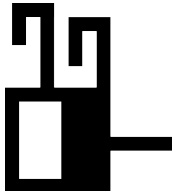



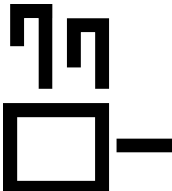

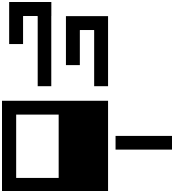

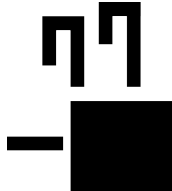
Index Middle Thumb

01-03-001

		<p>Palm of Hand Front View Parallel Wall Plane</p>
		<p>Side of Hand Front View Parallel Wall Plane</p>
		<p>Back of Hand Front View Parallel Wall Plane</p>
		<p>Palm of Hand Top View Parallel Floor Plane</p>
		<p>Side of Hand Top View Parallel Floor Plane</p>
		<p>Back of Hand Top View Parallel Floor Plane</p>

Index Middle Bent, Thumb Straight


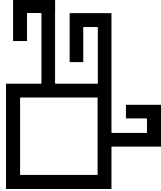





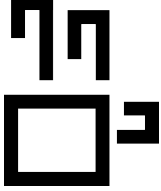

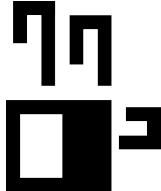

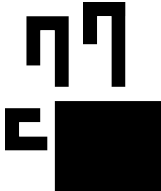
01-03-004

		<p>Palm of Hand Front View Parallel Wall Plane</p>
		<p>Side of Hand Front View Parallel Wall Plane</p>
		<p>Back of Hand Front View Parallel Wall Plane</p>
		<p>Palm of Hand Top View Parallel Floor Plane</p>
		<p>Side of Hand Top View Parallel Floor Plane</p>
		<p>Back of Hand Top View Parallel Floor Plane</p>






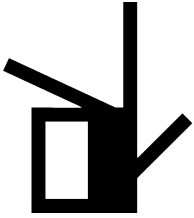





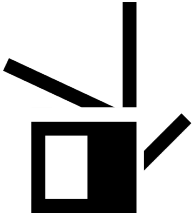

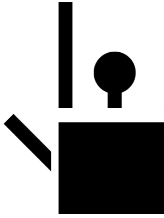
Index Middle Thumb Bent

01-03-005

		<p>Palm of Hand Front View Parallel Wall Plane</p>
		<p>Side of Hand Front View Parallel Wall Plane</p>
		<p>Back of Hand Front View Parallel Wall Plane</p>
		<p>Palm of Hand Top View Parallel Floor Plane</p>
		<p>Side of Hand Top View Parallel Floor Plane</p>
		<p>Back of Hand Top View Parallel Floor Plane</p>

Index Up, Middle Hinge, Thumb Side

01-03-007

		<p>Palm of Hand Front View Parallel Wall Plane</p>
		<p>Side of Hand Front View Parallel Wall Plane</p>
		<p>Back of Hand Front View Parallel Wall Plane</p>
		<p>Palm of Hand Top View Parallel Floor Plane</p>
		<p>Side of Hand Top View Parallel Floor Plane</p>
		<p>Back of Hand Top View Parallel Floor Plane</p>















Index Middle Thumb Cup

01-03-011

		<p>Palm of Hand Front View Parallel Wall Plane</p>
		<p>Side of Hand Front View Parallel Wall Plane</p>
		<p>Back of Hand Front View Parallel Wall Plane</p>
		<p>Palm of Hand Top View Parallel Floor Plane</p>
		<p>Side of Hand Top View Parallel Floor Plane</p>
		<p>Back of Hand Top View Parallel Floor Plane</p>

Index Middle Thumb Circle


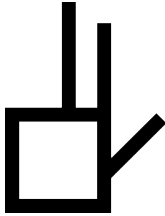

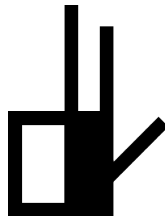

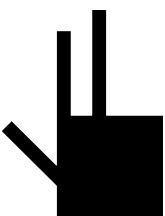

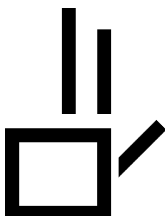

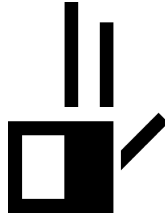

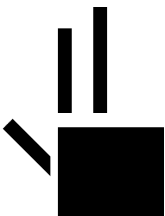
01-03-012

		Palm of Hand Front View Parallel Wall Plane
		Side of Hand Front View Parallel Wall Plane
		Back of Hand Front View Parallel Wall Plane
		Palm of Hand Top View Parallel Floor Plane
		Side of Hand Top View Parallel Floor Plane
		Back of Hand Top View Parallel Floor Plane



Index Middle Unit, Thumb Side


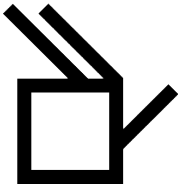



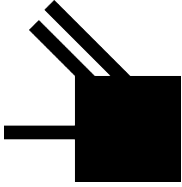

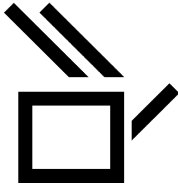



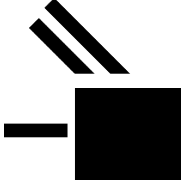
01-03-016

		<p>Palm of Hand Front View Parallel Wall Plane</p>
		<p>Side of Hand Front View Parallel Wall Plane</p>
		<p>Back of Hand Front View Parallel Wall Plane</p>
		<p>Palm of Hand Top View Parallel Floor Plane</p>
		<p>Side of Hand Top View Parallel Floor Plane</p>
		<p>Back of Hand Top View Parallel Floor Plane</p>



Index Middle Unit Hinge, Thumb Side


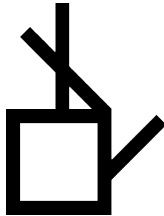

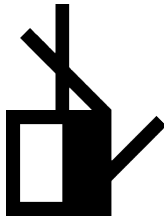

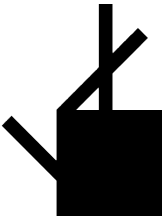

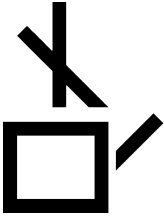

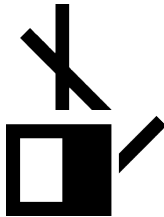

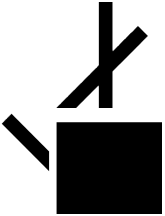
01-03-021

		<p>Palm of Hand Front View Parallel Wall Plane</p>
		<p>Side of Hand Front View Parallel Wall Plane</p>
		<p>Back of Hand Front View Parallel Wall Plane</p>
		<p>Palm of Hand Top View Parallel Floor Plane</p>
		<p>Side of Hand Top View Parallel Floor Plane</p>
		<p>Back of Hand Top View Parallel Floor Plane</p>



Index Middle Cross, Thumb Side


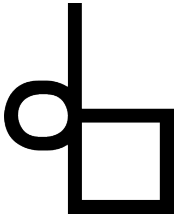





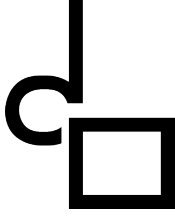



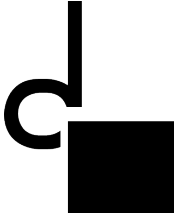
01-03-022

		<p>Palm of Hand Front View Parallel Wall Plane</p>
		<p>Side of Hand Front View Parallel Wall Plane</p>
		<p>Back of Hand Front View Parallel Wall Plane</p>
		<p>Palm of Hand Top View Parallel Floor Plane</p>
		<p>Side of Hand Top View Parallel Floor Plane</p>
		<p>Back of Hand Top View Parallel Floor Plane</p>



Middle Thumb Circle, Index Up













01-03-027

		<p>Palm of Hand Front View Parallel Wall Plane</p>
		<p>Side of Hand Front View Parallel Wall Plane</p>
		<p>Back of Hand Front View Parallel Wall Plane</p>
		<p>Palm of Hand Top View Parallel Floor Plane</p>
		<p>Side of Hand Top View Parallel Floor Plane</p>
		<p>Back of Hand Top View Parallel Floor Plane</p>




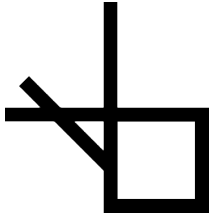

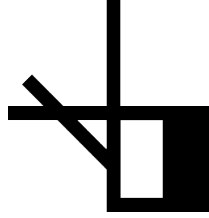

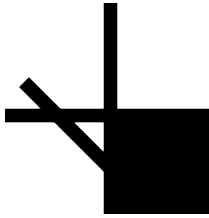

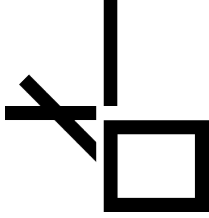

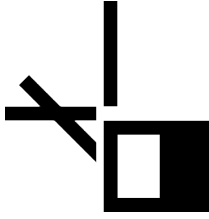

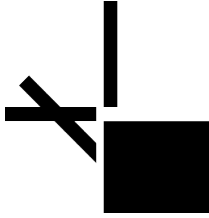
Index Middle Thumb, Angle

01-03-034

		<p>Palm of Hand Front View Parallel Wall Plane</p>
		<p>Side of Hand Front View Parallel Wall Plane</p>
		<p>Back of Hand Front View Parallel Wall Plane</p>
		<p>Palm of Hand Top View Parallel Floor Plane</p>
		<p>Side of Hand Top View Parallel Floor Plane</p>
		<p>Back of Hand Top View Parallel Floor Plane</p>

Middle Thumb Angle Out, Index Up










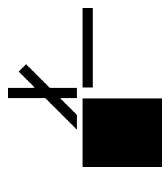


01-03-035

		<p>Palm of Hand Front View Parallel Wall Plane</p>
		<p>Side of Hand Front View Parallel Wall Plane</p>
		<p>Back of Hand Front View Parallel Wall Plane</p>
		<p>Palm of Hand Top View Parallel Floor Plane</p>
		<p>Side of Hand Top View Parallel Floor Plane</p>
		<p>Back of Hand Top View Parallel Floor Plane</p>



Finger Direction Is Meaningful

Different ways to write the same position: The Top View of the Back of the Hand can be written at a slant. Some writers feel this looks more like real life because the fingers are directed down.





Chapter 4











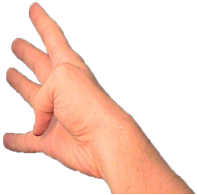



Group 4: Four Fingers

All Hands With Four Action Fingers:
Thumb Must Be Across Palm



Four Fingers Spread



01-04-001

		Palm of Hand Front View Parallel Wall Plane
		Side of Hand Front View Parallel Wall Plane
		Back of Hand Front View Parallel Wall Plane
		Palm of Hand Top View Parallel Floor Plane
		Side of Hand Top View Parallel Floor Plane
		Back of Hand Top View Parallel Floor Plane



Four Fingers Spread Bent













01-04-002

		Palm of Hand Front View Parallel Wall Plane
		Side of Hand Front View Parallel Wall Plane
		Back of Hand Front View Parallel Wall Plane
		Palm of Hand Top View Parallel Floor Plane
		Side of Hand Top View Parallel Floor Plane
		Back of Hand Top View Parallel Floor Plane



Four Fingers Unit













01-04-004

		<p>Palm of Hand Front View Parallel Wall Plane</p>
		<p>Side of Hand Front View Parallel Wall Plane</p>
		<p>Back of Hand Front View Parallel Wall Plane</p>
		<p>Palm of Hand Top View Parallel Floor Plane</p>
		<p>Side of Hand Top View Parallel Floor Plane</p>
		<p>Back of Hand Top View Parallel Floor Plane</p>




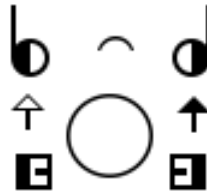
Four Fingers Unit Bent

01-04-007

		<p>Palm of Hand Front View Parallel Wall Plane</p>
		<p>Side of Hand Front View Parallel Wall Plane</p>
		<p>Back of Hand Front View Parallel Wall Plane</p>
		<p>Palm of Hand Top View Parallel Floor Plane</p>
		<p>Side of Hand Top View Parallel Floor Plane</p>
		<p>Back of Hand Top View Parallel Floor Plane</p>



Some Signs Using Group 4





Chapter 5















Group 5: Five Fingers
 All Hands With Five Action Fingers:
5 Fingers Spread or Together



Five Fingers Spread













01-05-001

		Palm of Hand Front View Parallel Wall Plane
		Side of Hand Front View Parallel Wall Plane
		Back of Hand Front View Parallel Wall Plane
		Palm of Hand Top View Parallel Floor Plane
		Side of Hand Top View Parallel Floor Plane
		Back of Hand Top View Parallel Floor Plane



Five Fingers Spread Heel


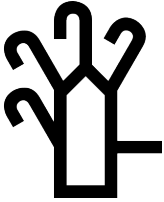










01-05-002

		<p>Palm Up Front View Heel of Hand Hand Projects Forward Parallel to Floor Plane</p>
		<p>Palm Diagonal Up Front View Heel of Hand Hand Projects Forward Relating to Floor Plane</p>
		<p>Thumb Up Front View Heel of Hand Hand Projects Forward Parallel to Floor Plane</p>
		<p>Palm Diagonal Down Front View Heel of Hand Hand Projects Forward Relating to Floor Plane</p>
		<p>Palm Down Front View Heel of Hand Hand Projects Forward Parallel to Floor Plane</p>
		<p>Palm Diagonal Down Front View Heel of Hand Hand Projects Forward Relating to Floor Plane</p>



Five Fingers Spread, Four Bent










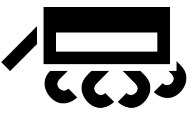


01-05-003

		<p>Palm of Hand Front View Parallel Wall Plane</p>
		<p>Side of Hand Front View Parallel Wall Plane</p>
		<p>Back of Hand Front View Parallel Wall Plane</p>
		<p>Palm of Hand Top View Parallel Floor Plane</p>
		<p>Side of Hand Top View Parallel Floor Plane</p>
		<p>Back of Hand Top View Parallel Floor Plane</p>



Five Fingers Spread, Four Bent Heel










01-05-004

		<p>Palm Up Front View Heel of Hand Hand Projects Forward Parallel to Floor Plane</p>
		<p>Palm Diagonal Up Front View Heel of Hand Hand Projects Forward Relating to Floor Plane</p>
		<p>Thumb Up Front View Heel of Hand Hand Projects Forward Parallel to Floor Plane</p>
		<p>Palm Diagonal Down Front View Heel of Hand Hand Projects Forward Relating to Floor Plane</p>
		<p>Palm Down Front View Heel of Hand Hand Projects Forward Parallel to Floor Plane</p>
		<p>Palm Diagonal Down Front View Heel of Hand Hand Projects Forward Relating to Floor Plane</p>



Five Fingers Spread Bent













01-05-005

		<p>Palm of Hand Front View Parallel Wall Plane</p>
		<p>Side of Hand Front View Parallel Wall Plane</p>
		<p>Back of Hand Front View Parallel Wall Plane</p>
		<p>Palm of Hand Top View Parallel Floor Plane</p>
		<p>Side of Hand Top View Parallel Floor Plane</p>
		<p>Back of Hand Top View Parallel Floor Plane</p>



Five Fingers Spread, Bent Heel













01-05-006

		<p>Palm Up Front View Heel of Hand Hand Projects Forward Parallel to Floor Plane</p>
		<p>Palm Diagonal Up Front View Heel of Hand Hand Projects Forward Relating to Floor Plane</p>
		<p>Thumb Up Front View Heel of Hand Hand Projects Forward Parallel to Floor Plane</p>
		<p>Palm Diagonal Down Front View Heel of Hand Hand Projects Forward Relating to Floor Plane</p>
		<p>Palm Down Front View Heel of Hand Hand Projects Forward Parallel to Floor Plane</p>
		<p>Palm Diagonal Down Front View Heel of Hand Hand Projects Forward Relating to Floor Plane</p>



Five Fingers Spread Cup













01-05-008

		Palm of Hand Front View Parallel Wall Plane
		Side of Hand Front View Parallel Wall Plane
		Back of Hand Front View Parallel Wall Plane
		Palm of Hand Top View Parallel Floor Plane
		Side of Hand Top View Parallel Floor Plane
		Back of Hand Top View Parallel Floor Plane



Five Fingers Spread Cup Open













01-05-009

		Palm of Hand Front View Parallel Wall Plane
		Side of Hand Front View Parallel Wall Plane
		Back of Hand Front View Parallel Wall Plane
		Palm of Hand Top View Parallel Floor Plane
		Side of Hand Top View Parallel Floor Plane
		Back of Hand Top View Parallel Floor Plane



Five Fingers Spread, Hinge













01-05-012

		Palm of Hand Front View Parallel Wall Plane
		Side of Hand Front View Parallel Wall Plane
		Back of Hand Front View Parallel Wall Plane
		Palm of Hand Top View Parallel Floor Plane
		Side of Hand Top View Parallel Floor Plane
		Back of Hand Top View Parallel Floor Plane



Flat Hand













01-05-015

		Palm of Hand Front View Parallel Wall Plane
		Side of Hand Front View Parallel Wall Plane
		Back of Hand Front View Parallel Wall Plane
		Palm of Hand Top View Parallel Floor Plane
		Side of Hand Top View Parallel Floor Plane
		Back of Hand Top View Parallel Floor Plane



Flat Heel













01-05-017

		<p>Palm Up Front View Heel of Hand Hand Projects Forward Parallel to Floor Plane</p>
		<p>Palm Diagonal Up Front View Heel of Hand Hand Projects Forward Relating to Floor Plane</p>
		<p>Thumb Up Front View Heel of Hand Hand Projects Forward Parallel to Floor Plane</p>
		<p>Palm Diagonal Down Front View Heel of Hand Hand Projects Forward Relating to Floor Plane</p>
		<p>Palm Down Front View Heel of Hand Hand Projects Forward Parallel to Floor Plane</p>
		<p>Palm Diagonal Down Front View Heel of Hand Hand Projects Forward Relating to Floor Plane</p>



Flat, Thumb Side













01-05-018

		<p>Palm of Hand Front View Parallel Wall Plane</p>
		<p>Side of Hand Front View Parallel Wall Plane</p>
		<p>Back of Hand Front View Parallel Wall Plane</p>
		<p>Palm of Hand Top View Parallel Floor Plane</p>
		<p>Side of Hand Top View Parallel Floor Plane</p>
		<p>Back of Hand Top View Parallel Floor Plane</p>



Flat, Thumb Side Heel













01-05-019

		<p>Palm Up Front View Heel of Hand Hand Projects Forward Parallel to Floor Plane</p>
		<p>Palm Diagonal Up Front View Heel of Hand Hand Projects Forward Relating to Floor Plane</p>
		<p>Thumb Up Front View Heel of Hand Hand Projects Forward Parallel to Floor Plane</p>
		<p>Palm Diagonal Down Front View Heel of Hand Hand Projects Forward Relating to Floor Plane</p>
		<p>Palm Down Front View Heel of Hand Hand Projects Forward Parallel to Floor Plane</p>
		<p>Palm Diagonal Down Front View Heel of Hand Hand Projects Forward Relating to Floor Plane</p>



Cup

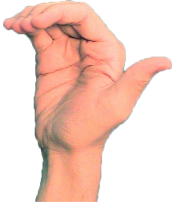











01-05-034

		<p>Palm of Hand Front View Parallel Wall Plane</p>
		<p>Side of Hand Front View Parallel Wall Plane</p>
		<p>Back of Hand Front View Parallel Wall Plane</p>
		<p>Palm of Hand Top View Parallel Floor Plane</p>
		<p>Side of Hand Top View Parallel Floor Plane</p>
		<p>Back of Hand Top View Parallel Floor Plane</p>



Cup Thumb Side













01-05-036

		<p>Palm of Hand Front View Parallel Wall Plane</p>
		<p>Side of Hand Front View Parallel Wall Plane</p>
		<p>Back of Hand Front View Parallel Wall Plane</p>
		<p>Palm of Hand Top View Parallel Floor Plane</p>
		<p>Side of Hand Top View Parallel Floor Plane</p>
		<p>Back of Hand Top View Parallel Floor Plane</p>



Cup No Thumb













01-05-038

		Palm of Hand Front View Parallel Wall Plane
		Side of Hand Front View Parallel Wall Plane
		Back of Hand Front View Parallel Wall Plane
		Palm of Hand Top View Parallel Floor Plane
		Side of Hand Top View Parallel Floor Plane
		Back of Hand Top View Parallel Floor Plane



Circle


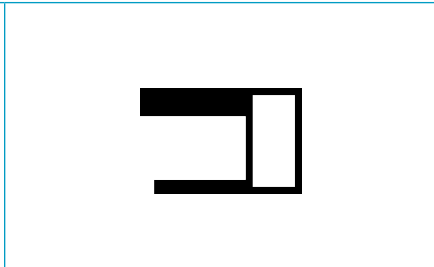










01-05-043

		Palm of Hand Front View Parallel Wall Plane
		Side of Hand Front View Parallel Wall Plane
		Back of Hand Front View Parallel Wall Plane
		Palm of Hand Top View Parallel Floor Plane
		Side of Hand Top View Parallel Floor Plane
		Back of Hand Top View Parallel Floor Plane



Hinge

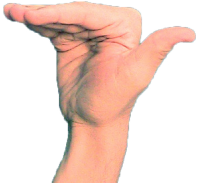











01-05-050

		Palm of Hand Front View Parallel Wall Plane
		Side of Hand Front View Parallel Wall Plane
		Back of Hand Front View Parallel Wall Plane
		Palm of Hand Top View Parallel Floor Plane
		Side of Hand Top View Parallel Floor Plane
		Back of Hand Top View Parallel Floor Plane



Hinge, Thumb Side













01-05-053

		<p>Palm of Hand Front View Parallel Wall Plane</p>
		<p>Side of Hand Front View Parallel Wall Plane</p>
		<p>Back of Hand Front View Parallel Wall Plane</p>
		<p>Palm of Hand Top View Parallel Floor Plane</p>
		<p>Side of Hand Top View Parallel Floor Plane</p>
		<p>Back of Hand Top View Parallel Floor Plane</p>



Hinge, No Thumb











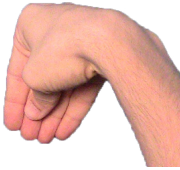

01-05-055

		<p>Palm of Hand Front View Parallel Wall Plane</p>
		<p>Side of Hand Front View Parallel Wall Plane</p>
		<p>Back of Hand Front View Parallel Wall Plane</p>
		<p>Palm of Hand Top View Parallel Floor Plane</p>
		<p>Side of Hand Top View Parallel Floor Plane</p>
		<p>Back of Hand Top View Parallel Floor Plane</p>



Angle

01-05-058

		Palm of Hand Front View Parallel Wall Plane
		Side of Hand Front View Parallel Wall Plane
		Back of Hand Front View Parallel Wall Plane
		Palm of Hand Top View Parallel Floor Plane
		Side of Hand Top View Parallel Floor Plane
		Back of Hand Top View Parallel Floor Plane



Chapter 6


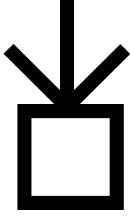

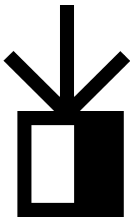










Group 6: Baby Finger
 Hands That Focus on the Little Finger
Little Finger Down or Up



Index Middle Ring


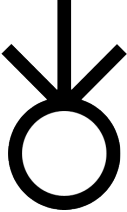










01-06-001

		<p>Palm of Hand Front View Parallel Wall Plane</p>
		<p>Side of Hand Front View Parallel Wall Plane</p>
		<p>Back of Hand Front View Parallel Wall Plane</p>
		<p>Palm of Hand Top View Parallel Floor Plane</p>
		<p>Side of Hand Top View Parallel Floor Plane</p>
		<p>Back of Hand Top View Parallel Floor Plane</p>



Index Middle Ring on Circle








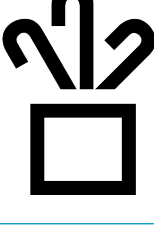

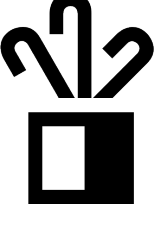


01-06-002

		<p>Palm of Hand Front View Parallel Wall Plane</p>
		<p>Side of Hand Front View Parallel Wall Plane</p>
		<p>Back of Hand Front View Parallel Wall Plane</p>
		<p>Palm of Hand Top View Parallel Floor Plane</p>
		<p>Side of Hand Top View Parallel Floor Plane</p>
		<p>Back of Hand Top View Parallel Floor Plane</p>




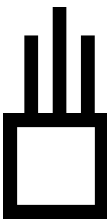










Index Middle Ring, Bent

01-06-006

		<p>Palm of Hand Front View Parallel Wall Plane</p>
		<p>Side of Hand Front View Parallel Wall Plane</p>
		<p>Back of Hand Front View Parallel Wall Plane</p>
		<p>Palm of Hand Top View Parallel Floor Plane</p>
		<p>Side of Hand Top View Parallel Floor Plane</p>
		<p>Back of Hand Top View Parallel Floor Plane</p>

Index Middle Ring, Unit











01-06-007

		Palm of Hand Front View Parallel Wall Plane
		Side of Hand Front View Parallel Wall Plane
		Back of Hand Front View Parallel Wall Plane
		Palm of Hand Top View Parallel Floor Plane
		Side of Hand Top View Parallel Floor Plane
		Back of Hand Top View Parallel Floor Plane



Index Middle Ring, Unit Hinge


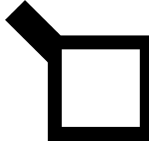

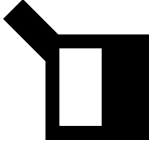



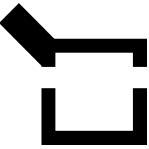




01-06-008

		<p>Palm of Hand Front View Parallel Wall Plane</p>
		<p>Side of Hand Front View Parallel Wall Plane</p>
		<p>Back of Hand Front View Parallel Wall Plane</p>
		<p>Palm of Hand Top View Parallel Floor Plane</p>
		<p>Side of Hand Top View Parallel Floor Plane</p>
		<p>Back of Hand Top View Parallel Floor Plane</p>



Baby Up


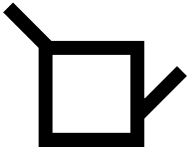

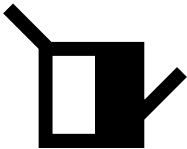

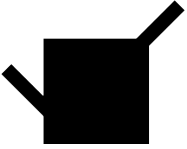

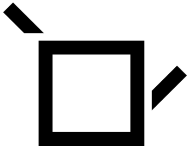

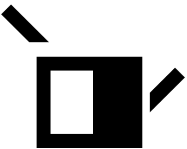


01-06-013

		Palm of Hand Front View Parallel Wall Plane
		Side of Hand Front View Parallel Wall Plane
		Back of Hand Front View Parallel Wall Plane
		Palm of Hand Top View Parallel Floor Plane
		Side of Hand Top View Parallel Floor Plane
		Back of Hand Top View Parallel Floor Plane




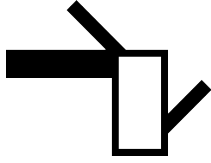

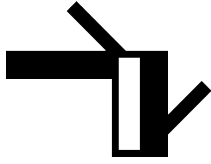



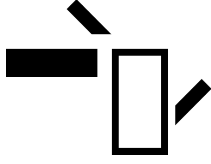

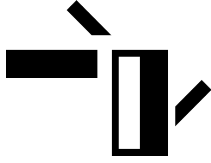


Baby Thumb

01-06-021

		Palm of Hand Front View Parallel Wall Plane
		Side of Hand Front View Parallel Wall Plane
		Back of Hand Front View Parallel Wall Plane
		Palm of Hand Top View Parallel Floor Plane
		Side of Hand Top View Parallel Floor Plane
		Back of Hand Top View Parallel Floor Plane

Baby Thumb on Hinge


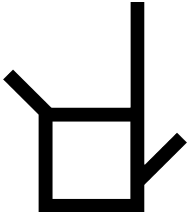

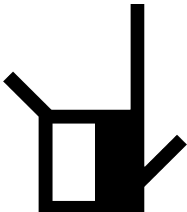

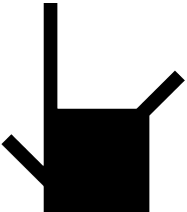

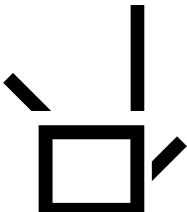

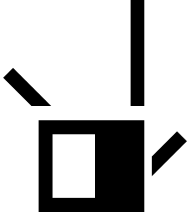

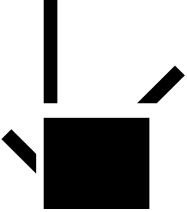
01-06-022

		<p>Palm of Hand Front View Parallel Wall Plane</p>
		<p>Side of Hand Front View Parallel Wall Plane</p>
		<p>Back of Hand Front View Parallel Wall Plane</p>
		<p>Palm of Hand Top View Parallel Floor Plane</p>
		<p>Side of Hand Top View Parallel Floor Plane</p>
		<p>Back of Hand Top View Parallel Floor Plane</p>



Baby Index Thumb


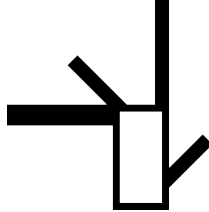

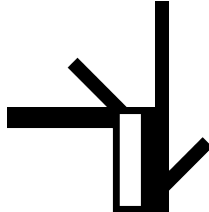



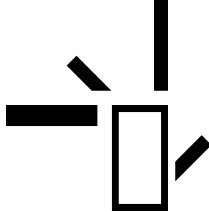

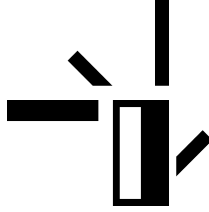

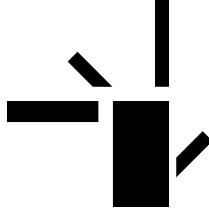
01-06-023

		<p>Palm of Hand Front View Parallel Wall Plane</p>
		<p>Side of Hand Front View Parallel Wall Plane</p>
		<p>Back of Hand Front View Parallel Wall Plane</p>
		<p>Palm of Hand Top View Parallel Floor Plane</p>
		<p>Side of Hand Top View Parallel Floor Plane</p>
		<p>Back of Hand Top View Parallel Floor Plane</p>



Baby Index Thumb on Hinge


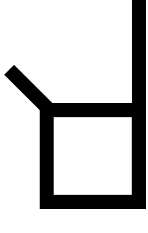

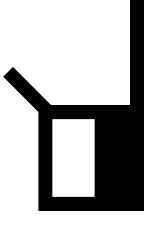

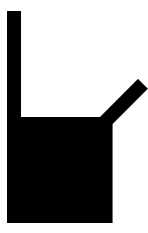

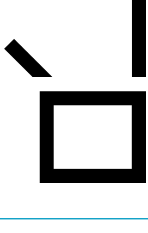

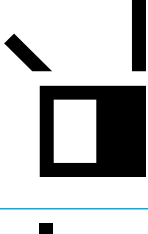


01-06-024

		<p>Palm of Hand Front View Parallel Wall Plane</p>
		<p>Side of Hand Front View Parallel Wall Plane</p>
		<p>Back of Hand Front View Parallel Wall Plane</p>
		<p>Palm of Hand Top View Parallel Floor Plane</p>
		<p>Side of Hand Top View Parallel Floor Plane</p>
		<p>Back of Hand Top View Parallel Floor Plane</p>

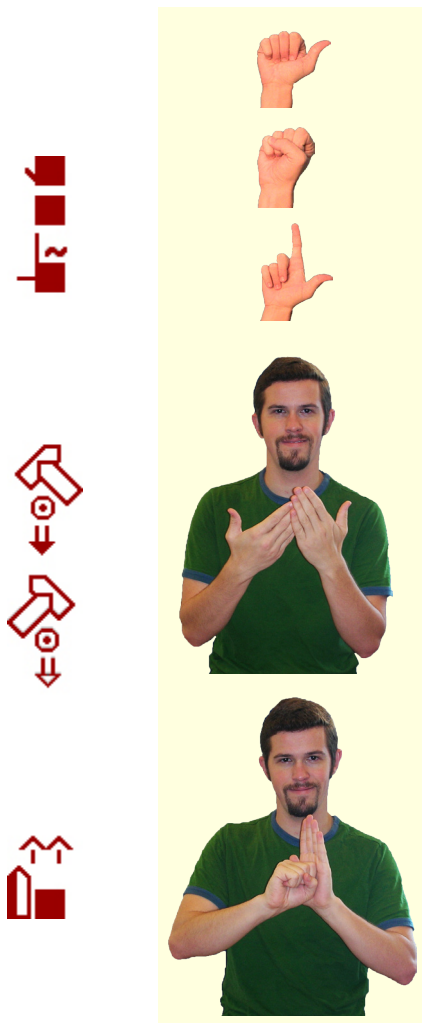


Baby Index

01-06-027

		Palm of Hand Front View Parallel Wall Plane
		Side of Hand Front View Parallel Wall Plane
		Back of Hand Front View Parallel Wall Plane
		Palm of Hand Top View Parallel Floor Plane
		Side of Hand Top View Parallel Floor Plane
		Back of Hand Top View Parallel Floor Plane





Chapter 7


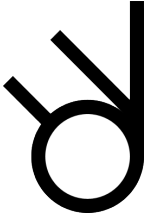



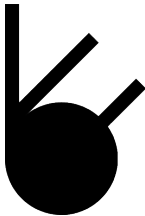

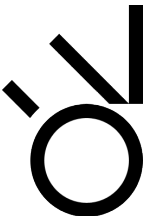



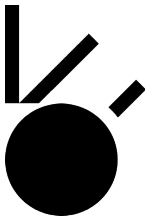


Group 7: Ring Finger
 Hands That Focus on the Ring Finger
Ring Finger Down or Up



Index Middle Baby on Circle

01-07-002

		<p>Palm of Hand Front View Parallel Wall Plane</p>
		<p>Side of Hand Front View Parallel Wall Plane</p>
		<p>Back of Hand Front View Parallel Wall Plane</p>
		<p>Palm of Hand Top View Parallel Floor Plane</p>
		<p>Side of Hand Top View Parallel Floor Plane</p>
		<p>Back of Hand Top View Parallel Floor Plane</p>





Chapter 8


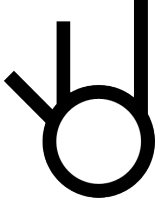

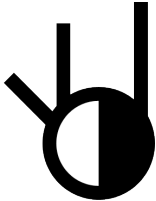

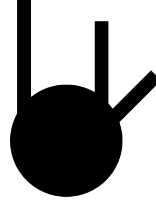

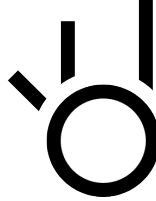

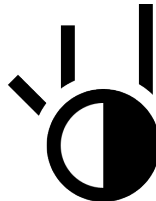




Group 8: Middle Finger
 Hands That Focus on the Middle Finger
Middle Finger Down or Up



Index Ring Baby on Circle


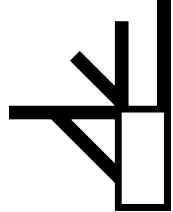

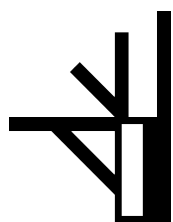

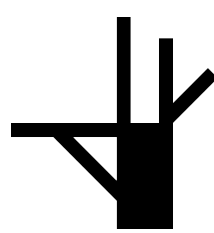

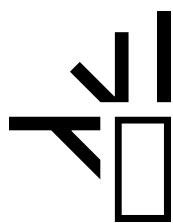

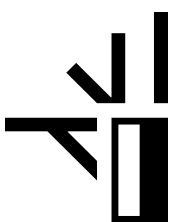

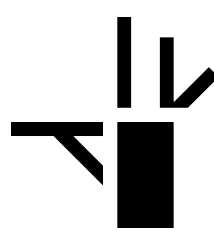
01-08-002

		<p>Palm of Hand Front View Parallel Wall Plane</p>
		<p>Side of Hand Front View Parallel Wall Plane</p>
		<p>Back of Hand Front View Parallel Wall Plane</p>
		<p>Palm of Hand Top View Parallel Floor Plane</p>
		<p>Side of Hand Top View Parallel Floor Plane</p>
		<p>Back of Hand Top View Parallel Floor Plane</p>



Index Ring Baby on Angle


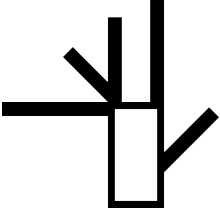

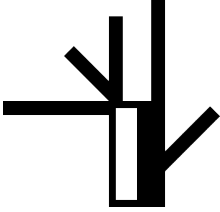

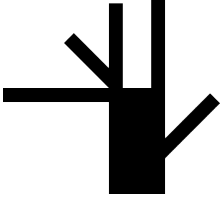



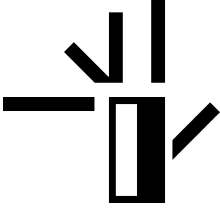


01-08-010

		<p>Palm of Hand Front View Parallel Wall Plane</p>
		<p>Side of Hand Front View Parallel Wall Plane</p>
		<p>Back of Hand Front View Parallel Wall Plane</p>
		<p>Palm of Hand Top View Parallel Floor Plane</p>
		<p>Side of Hand Top View Parallel Floor Plane</p>
		<p>Back of Hand Top View Parallel Floor Plane</p>



Middle Hinge

01-08-012

		Palm of Hand Front View Parallel Wall Plane
		Side of Hand Front View Parallel Wall Plane
		Back of Hand Front View Parallel Wall Plane
		Palm of Hand Top View Parallel Floor Plane
		Side of Hand Top View Parallel Floor Plane
		Back of Hand Top View Parallel Floor Plane



Chapter 9



Group 9: Index Thumb




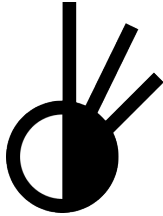








All Hands With Two Action Fingers:

Index Finger & Thumb




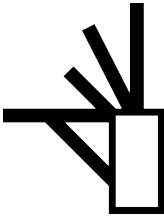

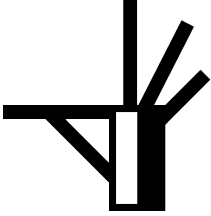







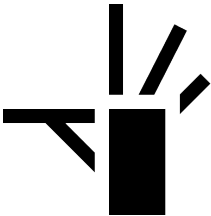
Middle Ring Baby on Circle

01-09-002

		<p>Palm of Hand Front View Parallel Wall Plane</p>
		<p>Side of Hand Front View Parallel Wall Plane</p>
		<p>Back of Hand Front View Parallel Wall Plane</p>
		<p>Palm of Hand Top View Parallel Floor Plane</p>
		<p>Side of Hand Top View Parallel Floor Plane</p>
		<p>Back of Hand Top View Parallel Floor Plane</p>

Middle Ring Baby on Angle






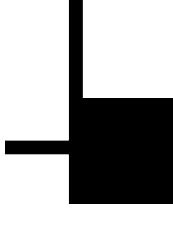

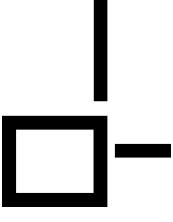

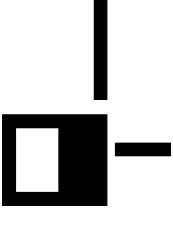

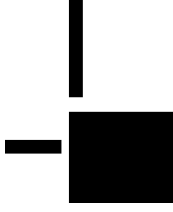
01-09-008

		<p>Palm of Hand Front View Parallel Wall Plane</p>
		<p>Side of Hand Front View Parallel Wall Plane</p>
		<p>Back of Hand Front View Parallel Wall Plane</p>
		<p>Palm of Hand Top View Parallel Floor Plane</p>
		<p>Side of Hand Top View Parallel Floor Plane</p>
		<p>Back of Hand Top View Parallel Floor Plane</p>




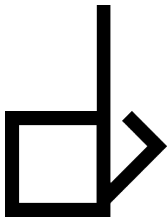

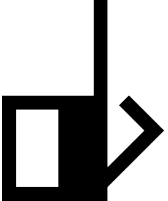

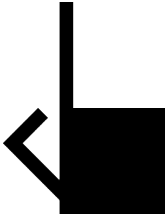

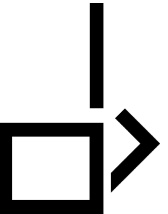

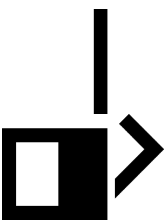

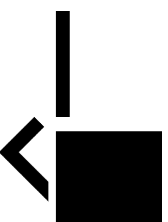
Index Thumb Side

01-09-016

		Palm of Hand Front View Parallel Wall Plane
		Side of Hand Front View Parallel Wall Plane
		Back of Hand Front View Parallel Wall Plane
		Palm of Hand Top View Parallel Floor Plane
		Side of Hand Top View Parallel Floor Plane
		Back of Hand Top View Parallel Floor Plane

Index Thumb Side, Thumb Bent


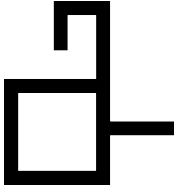

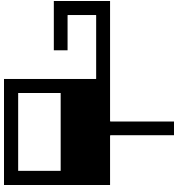

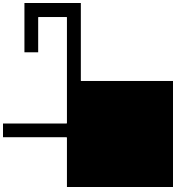

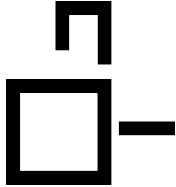

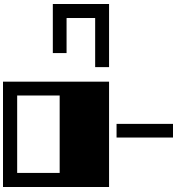

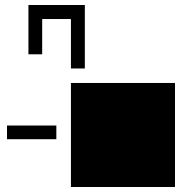
01-09-020

		<p>Palm of Hand Front View Parallel Wall Plane</p>
		<p>Side of Hand Front View Parallel Wall Plane</p>
		<p>Back of Hand Front View Parallel Wall Plane</p>
		<p>Palm of Hand Top View Parallel Floor Plane</p>
		<p>Side of Hand Top View Parallel Floor Plane</p>
		<p>Back of Hand Top View Parallel Floor Plane</p>



Index Thumb Side, Index Bent


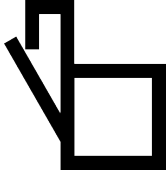



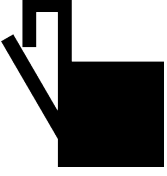

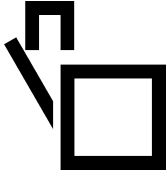

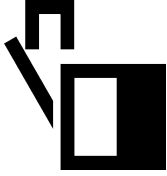

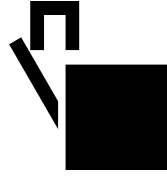
01-09-021

		<p>Palm of Hand Front View Parallel Wall Plane</p>
		<p>Side of Hand Front View Parallel Wall Plane</p>
		<p>Back of Hand Front View Parallel Wall Plane</p>
		<p>Palm of Hand Top View Parallel Floor Plane</p>
		<p>Side of Hand Top View Parallel Floor Plane</p>
		<p>Back of Hand Top View Parallel Floor Plane</p>



Index Thumb Hook


01-09-026

		<p>Palm of Hand Front View Parallel Wall Plane</p>
		<p>Side of Hand Front View Parallel Wall Plane</p>
		<p>Back of Hand Front View Parallel Wall Plane</p>
		<p>Palm of Hand Top View Parallel Floor Plane</p>
		<p>Side of Hand Top View Parallel Floor Plane</p>
		<p>Back of Hand Top View Parallel Floor Plane</p>




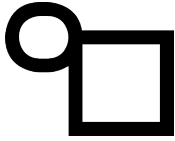










Index Thumb Curve, Thumb Under

01-09-030

		Palm of Hand Front View Parallel Wall Plane
		Side of Hand Front View Parallel Wall Plane
		Back of Hand Front View Parallel Wall Plane
		Palm of Hand Top View Parallel Floor Plane
		Side of Hand Top View Parallel Floor Plane
		Back of Hand Top View Parallel Floor Plane

Index Thumb Circle













01-09-031

		Palm of Hand Front View Parallel Wall Plane
		Side of Hand Front View Parallel Wall Plane
		Back of Hand Front View Parallel Wall Plane
		Palm of Hand Top View Parallel Floor Plane
		Side of Hand Top View Parallel Floor Plane
		Back of Hand Top View Parallel Floor Plane















Index Thumb Cup

01-09-032

		Palm of Hand Front View Parallel Wall Plane
		Side of Hand Front View Parallel Wall Plane
		Back of Hand Front View Parallel Wall Plane
		Palm of Hand Top View Parallel Floor Plane
		Side of Hand Top View Parallel Floor Plane
		Back of Hand Top View Parallel Floor Plane

Index Thumb Cup Open













01-09-033

		<p>Palm of Hand Front View Parallel Wall Plane</p>
		<p>Side of Hand Front View Parallel Wall Plane</p>
		<p>Back of Hand Front View Parallel Wall Plane</p>
		<p>Palm of Hand Top View Parallel Floor Plane</p>
		<p>Side of Hand Top View Parallel Floor Plane</p>
		<p>Back of Hand Top View Parallel Floor Plane</p>



Index Thumb Hinge Large













01-09-035

		<p>Palm of Hand Front View Parallel Wall Plane</p>
		<p>Side of Hand Front View Parallel Wall Plane</p>
		<p>Back of Hand Front View Parallel Wall Plane</p>
		<p>Palm of Hand Top View Parallel Floor Plane</p>
		<p>Side of Hand Top View Parallel Floor Plane</p>
		<p>Back of Hand Top View Parallel Floor Plane</p>



Index Thumb Hinge













01-09-036

		<p>Palm of Hand Front View Parallel Wall Plane</p>
		<p>Side of Hand Front View Parallel Wall Plane</p>
		<p>Back of Hand Front View Parallel Wall Plane</p>
		<p>Palm of Hand Top View Parallel Floor Plane</p>
		<p>Side of Hand Top View Parallel Floor Plane</p>
		<p>Back of Hand Top View Parallel Floor Plane</p>



Index Thumb Angle

01-09-040

		Palm of Hand Front View Parallel Wall Plane
		Side of Hand Front View Parallel Wall Plane
		Back of Hand Front View Parallel Wall Plane
		Palm of Hand Top View Parallel Floor Plane
		Side of Hand Top View Parallel Floor Plane
		Back of Hand Top View Parallel Floor Plane





Chapter 10



Group 10: Thumb













Tight Fists With One Action Finger:

The Thumb



Thumb













01-10-001

		Palm of Hand Front View Parallel Wall Plane
		Side of Hand Front View Parallel Wall Plane
		Back of Hand Front View Parallel Wall Plane
		Palm of Hand Top View Parallel Floor Plane
		Side of Hand Top View Parallel Floor Plane
		Back of Hand Top View Parallel Floor Plane



Thumb Heel













01-10-002

		<p>Palm Up Front View Heel of Hand Hand Projects Forward Parallel to Floor Plane</p>
		<p>Palm Diagonal Up Front View Heel of Hand Hand Projects Forward Relating to Floor Plane</p>
		<p>Thumb Up Front View Heel of Hand Hand Projects Forward Parallel to Floor Plane</p>
		<p>Palm Diagonal Down Front View Heel of Hand Hand Projects Forward Relating to Floor Plane</p>
		<p>Palm Down Front View Heel of Hand Hand Projects Forward Parallel to Floor Plane</p>
		<p>Palm Diagonal Down Front View Heel of Hand Hand Projects Forward Relating to Floor Plane</p>



Thumb Side Diagonal













01-10-003

		<p>Palm of Hand Front View Parallel Wall Plane</p>
		<p>Side of Hand Front View Parallel Wall Plane</p>
		<p>Back of Hand Front View Parallel Wall Plane</p>
		<p>Palm of Hand Top View Parallel Floor Plane</p>
		<p>Side of Hand Top View Parallel Floor Plane</p>
		<p>Back of Hand Top View Parallel Floor Plane</p>



Thumb Side Bent













01-10-005

		<p>Palm of Hand Front View Parallel Wall Plane</p>
		<p>Side of Hand Front View Parallel Wall Plane</p>
		<p>Back of Hand Front View Parallel Wall Plane</p>
		<p>Palm of Hand Top View Parallel Floor Plane</p>
		<p>Side of Hand Top View Parallel Floor Plane</p>
		<p>Back of Hand Top View Parallel Floor Plane</p>















Thumb Between Index Middle

01-10-007

		<p>Palm of Hand Front View Parallel Wall Plane</p>
		<p>Side of Hand Front View Parallel Wall Plane</p>
		<p>Back of Hand Front View Parallel Wall Plane</p>
		<p>Palm of Hand Top View Parallel Floor Plane</p>
		<p>Side of Hand Top View Parallel Floor Plane</p>
		<p>Back of Hand Top View Parallel Floor Plane</p>

Fist













01-10-015

		Palm of Hand Front View Parallel Wall Plane
		Side of Hand Front View Parallel Wall Plane
		Back of Hand Front View Parallel Wall Plane
		Palm of Hand Top View Parallel Floor Plane
		Side of Hand Top View Parallel Floor Plane
		Back of Hand Top View Parallel Floor Plane



Fist Heel

01-10-016

		<p>Palm Up Front View Heel of Hand Hand Projects Forward Parallel to Floor Plane</p>
		<p>Palm Diagonal Up Front View Heel of Hand Hand Projects Forward Relating to Floor Plane</p>
		<p>Thumb Up Front View Heel of Hand Hand Projects Forward Parallel to Floor Plane</p>
		<p>Palm Diagonal Down Front View Heel of Hand Hand Projects Forward Relating to Floor Plane</p>
		<p>Palm Down Front View Heel of Hand Hand Projects Forward Parallel to Floor Plane</p>
		<p>Palm Diagonal Down Front View Heel of Hand Hand Projects Forward Relating to Floor Plane</p>



Chapter 11



Heel of Hand or Top View?

Fists and Flat Hands from Two Perspectives

2 Ways to Write Some Positions




Heel of Hand or Top View?

Flat hands with the fingers pointing straight forward, with the arm parallel to the Floor Plane, can be written from the Front View with the Heel of Hand, or from the traditional Top View:


Two Ways to Write The Same Handshape

...use either symbol...






Two Ways to Write The Same Handshape

...use either symbol...




Heel of Hand or Top View? Use Either Symbol




Heel of Hand or Top View?


Fists with the knuckles directed straight forward, with the arm parallel to the Floor Plane, can be written from the Front View with the Heel of Hand, or from the traditional Top View:

Two Ways to Write The Same Handshape ...use either symbol...

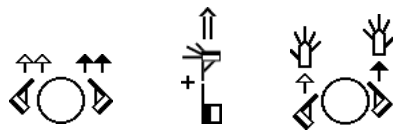


Two Ways to Write The Same Handshape ...use either symbol...





Chapter 12



Instruction & Exceptions

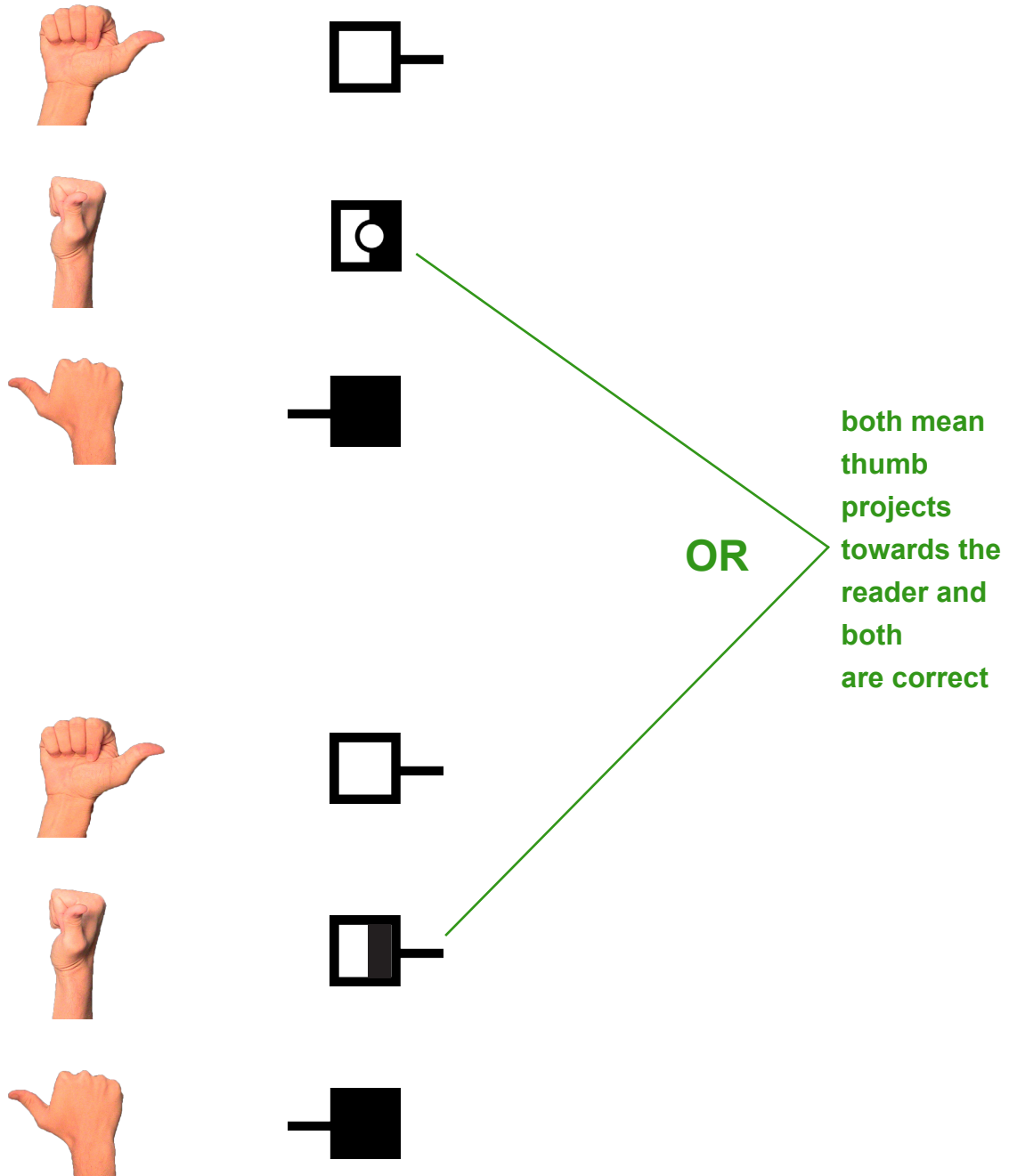
More Information About Hand Symbols

[Examples of Written Signs](#)



Two Ways to Write Thumb Towards Reader

The side view of the Thumb Hand (see page 272) can be written in two ways. The dot for the thumb projecting directly toward the reader is the official symbol of the ISWA 2010. But some writers choose to write a line for the thumb to the side, rather than the dot. The line for the thumb is always placed on the dark side of the symbol. Both methods mean the same thing and are correct:



Rootshapes

Like roots to a tree, Rootshapes provide the foundation for all hand symbols. Rootshapes are determined by the shape of the LOWEST finger in the handshape. For example, a square for a TIGHT Fist must have at least one finger touching the palm of the hand. A circle for an OPEN fist, has at least one finger close to the palm of the hand, but not touching the palm of the hand.



Rootshape 01: Tight Fist

Tight Fist: At least 1 finger touches palm



Rootshape 02: Fist Thumb Across

Tight Fist: At least 1 finger rests on top of thumb across palm



Rootshape 03: Circle

At least 1 fingertip touches thumbtip in a curve or...
At least 1 curved finger is close to palm of hand



Rootshape 04: Cup

At least 1 finger is curved at the Middle Joint & Tip Joint.
There is NO bend or curve at the Knuckle Joint.



Rootshape 05: Hinge

At least 1 finger bends at the Knuckle Joint, while
the Middle Joint and Tip Joint lock completely straight.



Rootshape 06: Angle

The Hinge, with fingertips and thumb tip touching



Rootshape 07: Flat Thumb Across

Thumb across palm, four fingers straight up with no bends

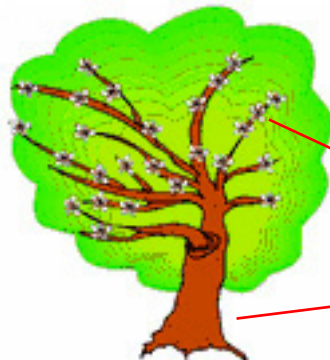


Rootshape 08: Flat

Five fingers straight up with no bends

Action Fingers

Once the Rootshape is established, the lines for the fingers are attached. The finger lines are called Action Fingers. They extend from the root of the hand like branches on a tree. Action Fingers are more important than the Rootshape, because they are looked at first, just as observers look at the branches of a tree first. Readers focus on Action Fingers first, since they give meaning to the handshape.



Action Fingers are
like branches on a tree

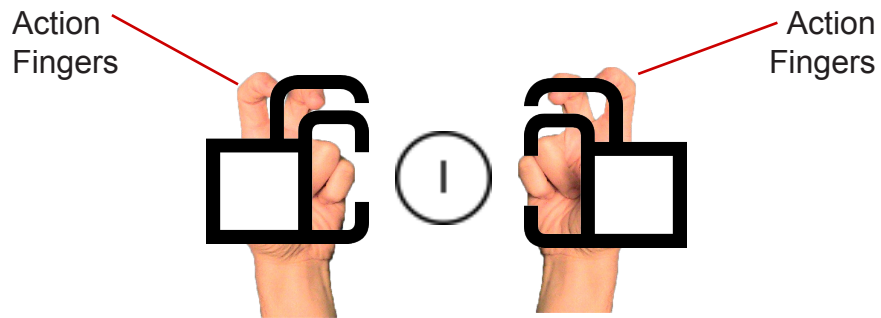
Rootshape provides the
foundation to the symbol



Action Fingers Directed Towards The Face & Body


Finger direction relates to the Center of the Body. Action Fingers that bend at the knuckle joint in Angle, Hinge, Cup or Curve hand positions direct the fingers into the Center of the Body. The white palm shows the palm is facing the body, with a slight hint that the palm is slightly turned toward the Center too.

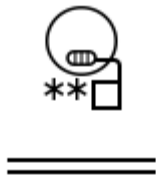
Fingers Are Directed Toward the Center ...when the palm is facing the body...



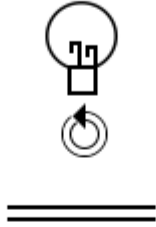
Left Hand

Right Hand

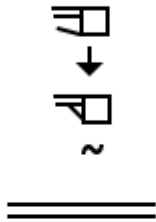




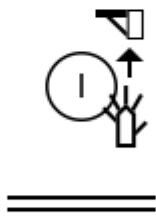
Some
ASL
signs
as
examples:



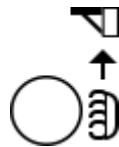

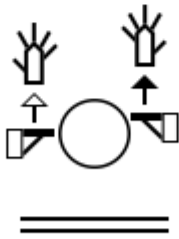
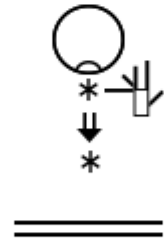
glass
oral
no-to-me
wolf
information



Jew
clown
going out
illness
lucky



going out
illness
lucky
prefer
birthday
eat
blow a kiss




Action Fingers Directed Up

Angle Hand Symbols

Point the tip of the angled fingers in meaningful directions.

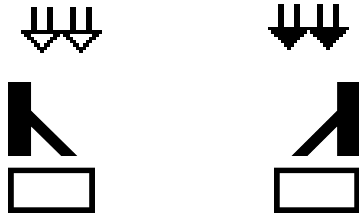
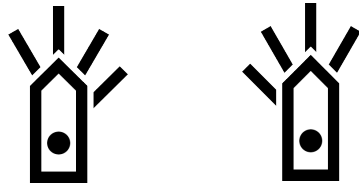
When writing Angle Hands, write the direction of the fingers based on what “feels correct” for the meaning of the sign. Then look at your palm. Where is the palm facing? If the palm is facing the ceiling, then it is parallel to the floor. It will be white with a space at the knuckle joint.



ASL
sign for
WET,
or SOFT



See
page 100
for
Five Fingers
Spread
with
Thumb
Forward



Finger
Direction
Is Up

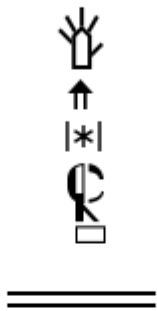


See
page 151
for
Angle
Handshape

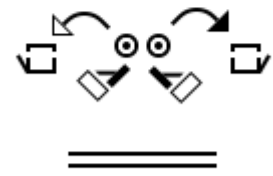
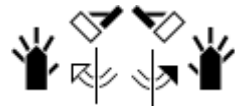
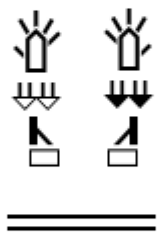
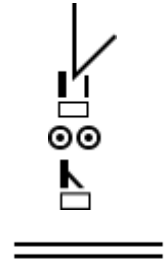




Some
ASL
signs
as
examples:

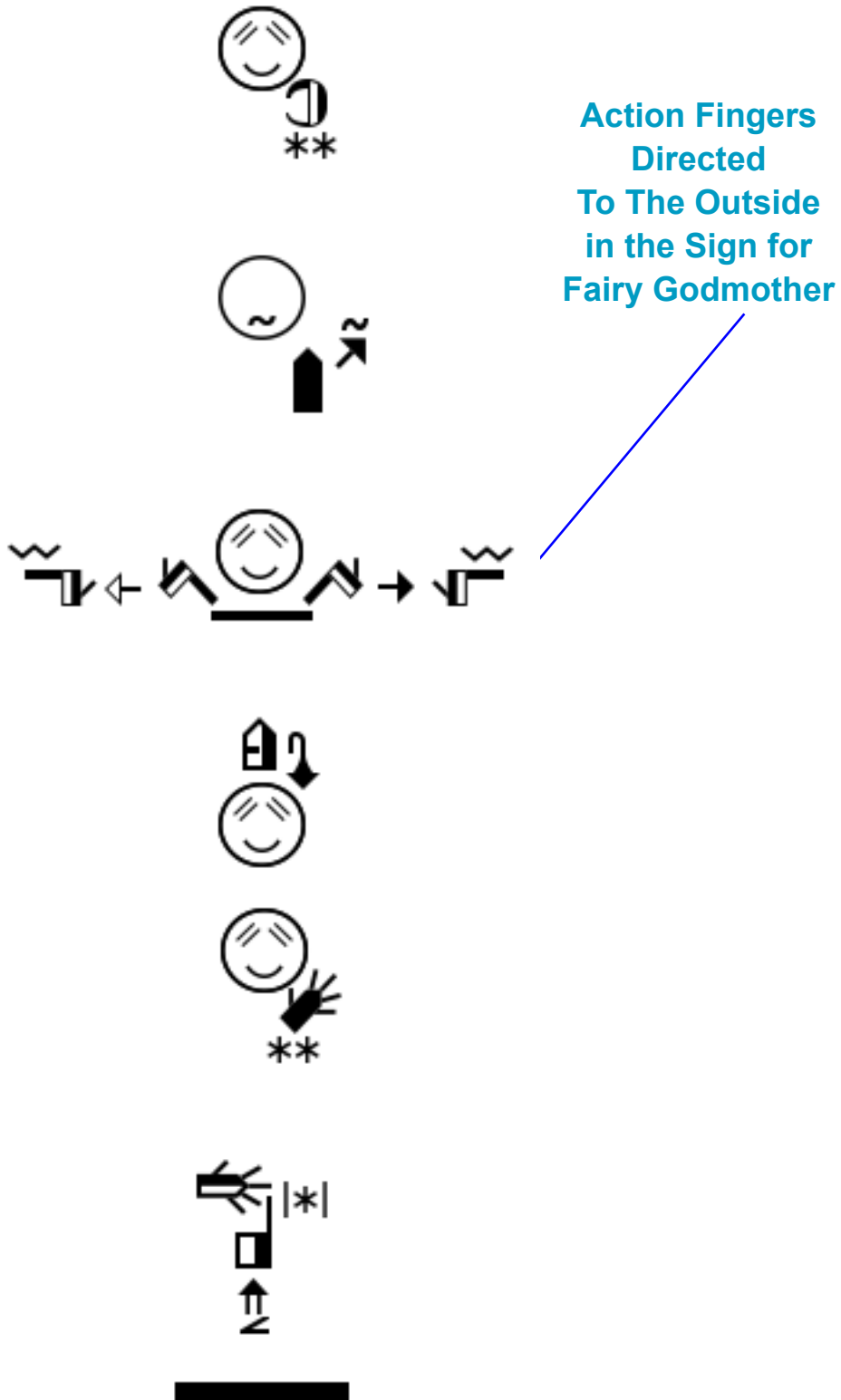


Jewish
grow
soft
soft
soft
give to you
lose
money
poor
waste
gay
dissolve
twelve



Action Fingers Directed Out Away From The Body

This is very rare. If the majority of Action Fingers are directed to the outside, away from the Center of the Body, as in the sign for FAIRY GODMOTHER in ASL, then it is written pointing out.



About The Authors



Adam Frost

--	--	--	--	--

Valerie Sutton

--	--	--	--



SignWriting Instruction


SignWriting.org/lessons • SignWriting.org/shop



1 SignWriting Reference Manual

Manual 1: SignWriting Basics

Learn the basics of SignWriting with this slender, 42 page, spiral-bound manual. An introduction to reading and writing any sign language, it gives a summary of hand symbols, contact symbols, finger movements, arm movements, facial expressions, and reading of sign language literature. All examples are in American Sign Language (ASL). Free for download on the web, and only \$10.00 in the SignWriting Shop. ISBN: 978-0-914336-49-5



2 SignWriting Reference Manual

Manual 2: SignWriting Hand Symbols

This 300-page spiral-bound reference manual devotes a full page to each of the 261 hand symbols of the International SignWriting Alphabet (ISWA 2010), used to write over 40 sign languages on the web in SignPuddle Online. Each page shows one handshape with 6 photos showing 6 different palm facings. The corresponding SignWriting symbol is placed next to each photo. Additional SignWriting instruction is included in the front and the back of the book. ISBN: 978-0-914336-86-0



3 SignWriting Lessons on the Web

Web lessons show moving handshapes with symbols

Adam Frost's photos of his own hands move from one palm facing to another, on 261 web pages, each devoted to one of the 261 hand symbols of the ISWA 2010. This popular site is located in SignWriting Lessons Online. Take a visit:

ISWA 2010 Symbol Lessons Online

Animated GIFs by Adam Frost

<http://www.signwriting.org/lessons/iswa/>



The SignWriting Press

Deaf Action Committee For SignWriting (the DAC)

Center for Sutton Movement Writing, Inc. (CSMW), a 501c3 non-profit educational organization • dac@signwriting.org
Box 517 • La Jolla • CA • 92038-0517 • USA • tel 858-456-0098
SignWriting Shop Online: www.signwriting.org/shop
SignWriting on CafePress: www.cafepress.com/signwriting
SignPuddle Online: www.signbank.org/signpuddle

ISBN 978-0-914336-82-2



9 780914 336822

SIGNWRITING ASL HAND SYMBOLS